




























1. Child(ren) current grade level(s):

		Response Percent	Response Count
Preschool		13.2%	17
Kindergarten		17.8%	23
1		15.5%	20
2		20.9%	27
3		18.6%	24
4		17.8%	23
5		15.5%	20
6		10.9%	14
7		11.6%	15
8		13.2%	17
9		1.6%	2
10		0.0%	0
11		0.8%	1
12		2.3%	3
answered question			129
skipped question			0






2. Number of years the oldest child has attended Nativity Catholic School.

		Response Percent	Response Count
1 year		19.4%	25
2 years		11.6%	15
3 years		10.1%	13
4 years		10.9%	14
5 years		10.9%	14
6 years		14.0%	18
7 years		6.2%	8
8 years		11.6%	15
More than 8 years		7.0%	9
answered question			129
skipped question			0






3. My child's academic program is appropriate and challenging.

		Response Percent	Response Count
Strongly Agree		28.7%	37
Agree		54.3%	70
Undecided		6.2%	8
Disagree		10.1%	13
Strongly Disagree		0.8%	1
Comment			20
answered question			129
skipped question			0






4. Academic expectations (goals) are clearly communicated.

		Response Percent	Response Count
Strongly Agree		29.5%	38
Agree		48.1%	62
Undecided		9.3%	12
Disagree		11.6%	15
Strongly Disagree		1.6%	2
	Comment		7
answered question			129
skipped question			0

5. In the classroom, my child's teacher has effective teaching practices.

		Response Percent	Response Count
Strongly Agree		33.1%	42
Agree		43.3%	55
Undecided		13.4%	17
Disagree		8.7%	11
Strongly Disagree		1.6%	2
	Comment		19
answered question			127
skipped question			2

6. My child has experienced academic success.






		Response Percent	Response Count
Strongly Agree		37.5%	48
Agree		46.9%	60
Undecided		8.6%	11
Disagree		6.3%	8
Strongly Disagree		0.8%	1

Comment 6

answered question 128

skipped question 1

7. My child's academic program meets my expectations.

		Response Percent	Response Count
Strongly Agree		25.6%	33
Agree		50.4%	65
Undecided		12.4%	16
Disagree		7.8%	10
Strongly Disagree		3.9%	5

Comment 14

answered question 129

skipped question 0






8. The Quarterly Awards Program is an affirmation of my child's accomplishments and I would like to see it continued.

		Response Percent	Response Count
Strongly Agree		26.4%	33
Agree		32.8%	41
Undecided		24.8%	31
Disagree		8.8%	11
Strongly Disagree		7.2%	9
	Comment		20
answered question			125
skipped question			4






9. My child benefits from using the IXL math.

		Response Percent	Response Count
Strongly Agree		16.4%	20
Agree		41.0%	50
Undecided		36.1%	44
Disagree		3.3%	4
Strongly Disagree		3.3%	4
	Comment		24
answered question			122
skipped question			7





10. There is a smooth transition between grade levels.

		Response Percent	Response Count
Strongly Agree		16.1%	20
Agree		46.8%	58
Undecided		21.0%	26
Disagree		11.3%	14
Strongly Disagree		4.8%	6
	Comment		22
answered question			124
skipped question			5





11. Technology is integrated in the classroom.

		Response Percent	Response Count
Strongly Agree		12.0%	15
Agree		59.2%	74
Undecided		16.8%	21
Disagree		8.8%	11
Strongly Disagree		3.2%	4
	Comment		12
answered question			125
skipped question			4

12. Sufficient fine arts programming is provided - music, band, art.

		Response Percent	Response Count
Strongly Agree		28.6%	36
Agree		64.3%	81
Undecided		5.6%	7
Disagree		1.6%	2
Strongly Disagree		0.0%	0
	Comment		11
answered question			126
skipped question			3

13. Nativity offers a variety of extracurricular activities.

		Response Percent	Response Count
Strongly Agree		40.2%	51
Agree		51.2%	65
Undecided		4.7%	6
Disagree		3.9%	5
Strongly Disagree		0.0%	0
	Comment		13
answered question			127
skipped question			2






14. There are student leadership opportunities.

		Response Percent	Response Count
Strongly Agree		13.5%	17
Agree		36.5%	46
Undecided		40.5%	51
Disagree		8.7%	11
Strongly Disagree		0.8%	1
	Comment		19
answered question			126
skipped question			3






15. My child is happy in school.

		Response Percent	Response Count
Strongly Agree		42.9%	54
Agree		43.7%	55
Undecided		5.6%	7
Disagree		5.6%	7
Strongly Disagree		2.4%	3
	Comment		9
answered question			126
skipped question			3





16. My child feels safe in school.

		Response Percent	Response Count
Strongly Agree		52.3%	67
Agree		43.8%	56
Undecided		2.3%	3
Disagree		0.8%	1
Strongly Disagree		0.8%	1
	Comment		4
answered question			128
skipped question			1





17. Nativity students display respect for others.

		Response Percent	Response Count
Strongly Agree		28.9%	37
Agree		46.9%	60
Undecided		13.3%	17
Disagree		9.4%	12
Strongly Disagree		1.6%	2
	Comment		17
answered question			128
skipped question			1






18. Spiritual values are reinforced in school.

		Response Percent	Response Count
Strongly Agree		45.7%	59
Agree		48.8%	63
Undecided		3.9%	5
Disagree		1.6%	2
Strongly Disagree		0.0%	0
	Comment		4
answered question			129
skipped question			0




19. Family values are reinforced in school.

		Response Percent	Response Count
Strongly Agree		39.5%	51
Agree		53.5%	69
Undecided		5.4%	7
Disagree		1.6%	2
Strongly Disagree		0.0%	0
	Comment		3
answered question			129
skipped question			0




20. I find a strong Catholic identity at Nativity.

		Response Percent	Response Count
Strongly Agree		43.0%	55
Agree		49.2%	63
Undecided		5.5%	7
Disagree		1.6%	2
Strongly Disagree		0.8%	1
	Comment		7
answered question			128
skipped question			1

21. My child has opportunities for frequent worship and prayer.

		Response Percent	Response Count
Strongly Agree		45.2%	56
Agree		51.6%	64
Undecided		3.2%	4
Disagree		0.0%	0
Strongly Disagree		0.0%	0
	Comment		6
answered question			124
skipped question			5

22. My child is developing an appropriate set of values.





		Response Percent	Response Count
Strongly Agree		42.6%	55
Agree		51.2%	66
Undecided		6.2%	8
Disagree		0.0%	0
Strongly Disagree		0.0%	0

Comment 6

answered question 129

skipped question 0

23. Community service is a valued part of the school.






		Response Percent	Response Count
Strongly Agree		33.9%	43
Agree		54.3%	69
Undecided		9.4%	12
Disagree		2.4%	3
Strongly Disagree		0.0%	0

Comment 14





answered question 127

skipped question 2





24. There is adequate communication with teacher.

		Response Percent	Response Count
Strongly Agree		31.0%	40
Agree		49.6%	64
Undecided		7.0%	9
Disagree		10.9%	14
Strongly Disagree		1.6%	2
	Comment		19
answered question			129
skipped question			0




25. It is easy to contact school personnel.

		Response Percent	Response Count
Strongly Agree		47.7%	61
Agree		48.4%	62
Undecided		2.3%	3
Disagree		1.6%	2
Strongly Disagree		0.0%	0
	Comment		1
answered question			128
skipped question			1





26. There are opportunities for communication with school leadership.

		Response Percent	Response Count
Strongly Agree		31.8%	41
Agree		56.6%	73
Undecided		10.1%	13
Disagree		1.6%	2
Strongly Disagree		0.0%	0
	Comment		6
answered question			129
skipped question			0






27. Personal communication with the principal is available.

		Response Percent	Response Count
Strongly Agree		46.9%	60
Agree		48.4%	62
Undecided		4.7%	6
Disagree		0.0%	0
Strongly Disagree		0.0%	0
	Comment		7
answered question			128
skipped question			1






28. Receive frequent written communication from the school.

		Response Percent	Response Count
Strongly Agree		36.4%	47
Agree		50.4%	65
Undecided		7.0%	9
Disagree		6.2%	8
Strongly Disagree		0.0%	0
	Comment		7
answered question			129
skipped question			0






29. The website is updated on a regular basis.

		Response Percent	Response Count
Strongly Agree		15.7%	20
Agree		59.8%	76
Undecided		18.9%	24
Disagree		4.7%	6
Strongly Disagree		0.8%	1
	Comment		7
answered question			127
skipped question			2





30. The website has all necessary information for parents and is easy to navigate.

		Response Percent	Response Count
Strongly Agree		21.1%	27
Agree		57.8%	74
Undecided		14.8%	19
Disagree		5.5%	7
Strongly Disagree		0.8%	1
	Comment		9
answered question			128
skipped question			1






31. The school lunch program provides a healthy lunch and offers a variety of choices.

		Response Percent	Response Count
Strongly Agree		16.1%	20
Agree		51.6%	64
Undecided		21.0%	26
Disagree		8.9%	11
Strongly Disagree		2.4%	3
	Comment		24
answered question			124
skipped question			5






32. Outside appearance of building and facilities is clean.

		Response Percent	Response Count
Strongly Agree		32.0%	41
Agree		64.1%	82
Undecided		0.8%	1
Disagree		3.1%	4
Strongly Disagree		0.0%	0
	Comment		9
answered question			128
skipped question			1





33. Cleanliness and order within the school building.

		Response Percent	Response Count
Strongly Agree		27.1%	35
Agree		58.1%	75
Undecided		7.0%	9
Disagree		5.4%	7
Strongly Disagree		2.3%	3
	Comment		18
answered question			129
skipped question			0





34. I feel welcomed when I come to Nativity.

		Response Percent	Response Count
Strongly Agree		39.8%	51
Agree		46.9%	60
Undecided		7.8%	10
Disagree		4.7%	6
Strongly Disagree		0.8%	1
answered question			128
skipped question			1






35. Nativity has a variety of parental involvement opportunities.

		Response Percent	Response Count
Strongly Agree		24.6%	31
Agree		66.7%	84
Undecided		3.2%	4
Disagree		5.6%	7
Strongly Disagree		0.0%	0
Comment			9
answered question			126
skipped question			3

36. Nativity has an organized and functioning Parent Faculty Organization (PFO).

		Response Percent	Response Count
Strongly Agree		26.2%	33
Agree		58.7%	74
Undecided		11.9%	15
Disagree		3.2%	4
Strongly Disagree		0.0%	0
	Comment		12
answered question			126
skipped question			3

37. I would recommend Nativity to others.

		Response Percent	Response Count
Strongly Agree		46.9%	60
Agree		43.0%	55
Undecided		7.8%	10
Disagree		0.8%	1
Strongly Disagree		1.6%	2
	Comments		8
answered question			128
skipped question			1

38. What does Nativity do well?

**Response
Count**

65

answered question

65

skipped question

64

39. What could Nativity do better?

**Response
Count**

57

answered question

57

skipped question

72

40. What single improvement would you recommend Nativity make immediately?

**Response
Count**

50

answered question

50

skipped question

79